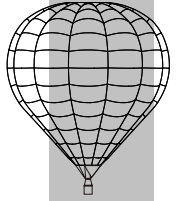


Supplement 22 – Old Special Shapes



22.1 GENERAL INFORMATION

This supplement details the special instructions and limitations applicable to the Ultramagic special shape envelopes as listed:

F-4	TXORI	F-12	PAQUETE	F-19	CAVA
F-6	JAMBON	F-13	FAIRY	F-20	BEETLE
F-7	BOTE	F-14	JARRA CERVEZA	F-21	CEPSA
F-8	LA CARTUJA	F-15	BOTE - HUCHA	F-22	TORRE
F-9	BOTELLA AGUA	F-16	CAJA 2	F-24	FLYINGMAN
F-10	TXORI	F-17	OVNI		
F-11	MONTGOLFIÈRE	F-18	PIZZA		

The content of this supplement was approved originally by D.G.A.C. from Spain in different issues.

22.2 LIMITATIONS OF USE

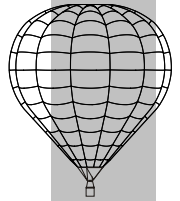
22.2.1 Vertical velocities

For the following special shapes, the vertical speeds of ascent and descent will be limited in the following manner:

MODEL	Vmax Ascent	Vmax Descent	Max Wind Speed
F-4 TXORI	3 m/s	3 m/s	10 Knots
F-6 JAMBON	3 m/s	3 m/s	7 Knots
F-7 BOTE	3 m/s	3 m/s	10 Knots
F-8 LA CARTUJA	3 m/s	3 m/s	7 Knots
F-9 BOTELLA AGUA	3 m/s	3 m/s	10 Knots
F-10 TXORI	3 m/s	5 m/s	15 Knots
F-11 MONTGOLFIÈRE	3 m/s	5 m/s	15 Knots
F-12 PAQUETE	3 m/s	3 m/s	15 Knots
F-13 FAIRY	3 m/s	3 m/s	15 Knots
F-14 JARRA CERVEZA	3 m/s	3 m/s	15 Knots
F-15 BOTE - HUCHA	3 m/s	3 m/s	15 Knots
F-16 CAJA 2	3 m/s	3 m/s	15 Knots
F-17 OVNI	2 m/s	3 m/s	15 Knots
F-18 PIZZA	2 m/s	3 m/s	15 Knots
F-19 CAVA	2 m/s	3 m/s	15 Knots
F-20 BEETLE	2 m/s	3 m/s	15 Knots
F-21 CEPSA	2 m/s	3 m/s	7 Knots
F-22 TORRE	3 m/s	3 m/s	15 Knots
F-24 FLYINGMAN	3 m/s	3 m/s	7 Knots

22.3 LOADING

22.3.1 Table of Empty Weight and Maximum Lift



Model	Vol	Basket	Pv	Lmax
F-4	22.0	C-1	277	770
F-6	20.0	C-1	272	875
F-7	26.0	C-1	292	910
	26.0	C-3	262	910
F-8	30.0	C-1	425	1.032
	30.0	C-3	431	1.050
	30.0	C-4	444	1.050
F-9	22.0	C-1	280	770
	22.0	C-2	274	756
	22.0	C-3	300	770
	22.0	C-4	319	770
	22.0	C-10	309	770
	22.0	CT-01	259	401
	22.0	CT-02	273	650
	22.0	CT-03	262	488
F-10	19.9	C-1	222	696
F-11	30.0	C-4	302	1035
	30.0	C-10	288	1035
F-12	22.0	C-1	301	670
	22.0	C-3	307	670
F-13	30.0	C-1	267	1.032
	30.0	C-3	273	1.032
	30.0	C-4	286	1.032

Model	Vol	Basket	Pv	Lmax
F-14	28.0	C-1	301	850
	28.0	C-2	295	850
	28.0	C-3	307	850
	28.0	C-4	320	850
	28.0	C-10	310	850
F-15	30.0	C-1	296	850
	30.0	C-2	290	850
	30.0	C-3	302	850
	30.0	C-4	315	850
	30.0	C-10	305	850
F-16	18.5	C-1	295	630
	18.5	C-2	266	630
	18.5	C-3	283	630
F-17	16.7	C-1	299	560
F-18	34.0	C-6	406	1.000
F-19	19.0	C-1	300	570
	19.0	C-2	143	570
	19.0	C-3	308	570
F-20	24.7	C-1	320	740
F-21	27.0	C-3	295	810
	27.0	C-1	265	810
	27.0	C-10	293	810
F-22	17.5	C-1	290	570
F-24	31.5	C-1	281	950
	31.5	C-3	317	950
	31.5	C-10	333	950

Vol = Volume in m³x100
 Pv = Empty Weight (without any cylinder) (kg)
 Lmax = Maximum Lift (Kg) authorised
 Note: Pv shall be adapted to the personal configuration of the balloon

22.3.2 Table of Compatibility

F TYPE	4	6	7	8	9	10	11	12	13	14	15	16	17	18	19	20	21	22	24
--------	---	---	---	---	---	----	----	----	----	----	----	----	----	----	----	----	----	----	----

BURNER (MK-2 / MK-2 Super / MK-10 / MK-21 / BMK-008 Powerplus)

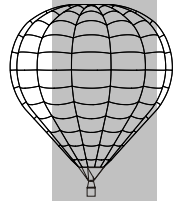
Single*	*	*	*	*	*	*	*	*	*	*	*	*	*	*	*	*	*	*	*
Double	•	•	•	•	•	•	•	•	•	X	X	X	X	X	X	X	X	X	X

BASKET

C-1	X	X	X	X	X	X		X	X	X	X	X	X		X	X	X	X	X
C-2					X					X	X	X			X				
C-3			X	X	X			X	X	X	X	X			X		X		X
C-4				X	X		X		X	X	X								
C-6														X					
C-10					X		X			X	X						X		X
CT-01					X														
CT-02					X														
CT-03					X														

- x COMPATIBLE CONFIGURATION
- * BMK-008 POWERPLUS SINGLE ONLY
- MK-2 EXCLUDED

Note that a minimum of 2 cylinders must be carried on board in flight for all the envelopes.

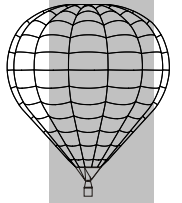


22.4 BALLOON AND SYSTEMS DESCRIPTION

22.4.1 Dimensions and weights

F SERIES

Type	F-4	F-6	F-7	F-8	F-9	F-10	F-11	F-12	F-13	F-14
Vol. (m ³)	2.200	2.500	2.600	4.497	2.200	2.009	3.000	2.200	3.511	2.800
Effective vol. (m ³)	2.200	2.500	2.600	3.000	2.200	1.929	3.000	2.200	3.000	2.800
Number of gores	24	12	16	16	24	24	24	18	24	20
FAI class	AX7	AX8	AX8	AX9	AX7	AX7	AX8	AX8	AX9	AX9
Total height (m)	26.95	17.7	25.0	23.1	36.1	25.8	24.0	27.7	22.2	25.5
Standard basket	C-1	C-1	C-1	C-3	C-1	C-1	C-4	C-3	C-4	C-10
Weight in Standard configuration. (Kg)	277	272	292	431	280	222	302	307	286	310
Envelope										
Height (m)	22.9	13.7	21.0	18.5	32.1	21.8	20.0	23.9	18.9	21.5
Max diameter (m)	n/a	n/a	13.0	n/a	10.2	17.3	17.1	14.8	22.2	13.6
Length (m)	20.5	18.8	n/a	n/a	n/a	n/a	n/a	n/a	n/a	n/a
Width (m)	19.0	16.9	n/a	19.4	n/a	15.6	n/a	n/a	18.4	17.8
Diameter at the Mouth (m)	3.6	3.8	3.65	3.8	3.4	3.6	3.77	3.6	3.6	3.8
Weight (Kg)	172	170	160	225	170	125	170	230	155	190
Parachute										
Diameter (m)	2.9	6.0	6.0	5.0	n/a	3.2	6.0	5.5	5.5	6.5



F SERIES

Type	F-15	F-16	F-17	F-18	F-19	F-20	F-21	F-22	F-24
Vol. (m ³)	2.850	1.850	1.670	4.450	2.500	3.000	2.840	2.900	3.580
Effective vol. (m ³)	2.850	1.850	1.670	3.400	1.900	2.468	2.700	1.750	3.150
Number of gores	20	20	24	24	28	24	18	24	20
FAI class	AX9	AX6	AX6	AX9	AX8	AX8	AX8	AX8	AX9
Total height (m)	22.2	25.0	16.7	23.7	41.2	21.2	27.9	27.6	32.4
Standard basket	C-10	C-1	C-1	C-6	C-1	C-1	C-3	C-1	C-10
Weight in Standard configuration. (Kg)	330	295	329	406	300	320	295	290	354
Envelope									
Height (m)	21.0	21.0	12.7	19.7	37.5	17.3	23.7	23.4	28.7
Max diameter (m)	n/a	n/a	27.5	n/a	11.7	n/a	13.8	19.0	14.4
Length (m)	13.3	13.2	n/a	n/a	n/a	31.0	n/a	n/a	n/a
Width (m)	17.1	7.2	27.5	28.0	n/a	12.4	n/a	n/a	n/a
Diameter at the Mouth (m)	38	3.8	3.8	3.8	3.7	3.8	3.7	3.7	3.6
Weight (Kg)	185	190	224	280	215	220	175	215	215
Parachute									
Diameter (m)	6.5	4.5	5.0	6.5	3.6	n/a	6.5	5.0	6.0

22.5 EMERGENCY PROCEDURES

No change.

22.6 NORMAL PROCEDURES

No change.

22.7 BALLOON MAINTENANCE, HANDLING AND CARE

No change.

22.8 OTHER MANUFACTURERS EQUIPMENT

No change.

22.9 ANNUAL/100 HOURS INSPECTION (TYPE B)

All inspections will be Type C (see Section 7.3) and will be chosen additionally the following areas for the Grab Test described in paragraph 7.3:

- F-14 Zone of the white spume.
- F-15 Central higher zone of handle.
Highest zone of normal fabric (under the HRF).
- F-16 Highest zone of normal fabric limiting with HRF.
Upper side areas (red and blue colors).
- F-17 Highest zone of normal fabric.
- F-18 Upper horizontal pizza zone of normal fabric sewed to the standard balloon.
First upper panel with normal fabric.
- F-19 Upper part of the cork in Ultralast.
First panel normal fabric.
- F-20 Upper part of the car in Ultralast.
First panel en normal fabric (front and rear windows in black).
First panel of normal fabric at the side (yellow and black).
- F-21 Upper panel below parachute.
Top inside wall.
- F-22 Highest horizontal panel of the tower.
Top inside wall.
- F-24 Top wall inside head.
Upper body panel.

